

GCG Sunday School - 2nd March 2025

Lesson Outline



Lesson: The High Mountain
Passage: Isaiah 2:1-22
Big Idea: Only the Lord will be lifted up, after everything else has been pushed down.
Main Aim: Stop thinking that high-up people can keep us safe, and trust in the Lord only.
Key verses: Isaiah 2:1-2, 12-17, 22

Please pray for the lesson preparation, that God's word would feed us and the children.

Laptop/tablet + speaker: Unless you are at the Greenwich service, you will need to bring a device to play any media. If needed, Jonny can provide **a laptop and Bluetooth speaker**. 😊

Additional resources: [Isaiah Overview talk: Training for Grace Group leaders](#)

Passage info for leaders: (Lesson Overview on page 3)

Isaiah Overview

701BC is the key date for Isaiah: when the Assyrian army arrives at Jerusalem and is destroyed.

Chapters 1-35 The army is coming. It will destroy everything else, but Jerusalem will be saved.

Chapters 36-39 Those exact events happen. The army is destroyed at the gates of Jerusalem.

Chapters 40-66 The future will look a bit like the past: Coming universal judgement, with those who trust in the Lord being saved.

Chapters 1-39 are written about the past, so that we'd trust the Lord for the future: chapters 40-66.

Passage Overview

1. *Far Future* - The Mountain of the Lord alone will be high. *Isaiah 2:1-5*

After point 2 and 3 in time.

Nations stream in, the word of the Lord streams out. Peace is there.

2. *Present* - Proud, high and mighty men. *Isaiah 2:6-9*

Idols everywhere. Proud people worship what their own hands have made.

3. *Future* - Everything high will be made low. *Isaiah 2:10-22*

All the stuff to do with idols and riches will come crashing down.

Nothing else can be trusted in to keep us safe, only the Lord. Shelter in the Lord from what's coming.

For them then

Only the Lord could save them from coming judgement, nothing else.

For us now

We need the Lord to survive final, bigger judgement, nothing else.

The Age Ranges






Sailors: Ages 3-6
Officers: Ages 7-11

CW (average age 4-5 years) - Prepare the lesson for **all ages**.

Then separate **Sailor** and **Officer** groups for **Heart & Hands** teaching.

GR and EC - Personalise **all material** for the Sailors or Officers.

Lesson Overview

Get Going ~3 min + Song	Bible Talk ~10 mins	Heart & Hands ~30 mins	Catechisms ~10 mins	Land the Lesson
				
Welcome & Pray Intro Idea Song	The Big Idea The Main Aim	Craft/ Worksheet Further teaching Memory verse	Practice Together	Recap Pray Extra Fun Time



Get Going

Welcome, Pray, Introduction idea & Song

At GR and EC the Sailor Leader will lead the “Get Going” section, by default.

Welcome and connect briefly with the children

- Ask a fun question, showing we’re interested in their lives. Such as:
 - What’s the best/ most fun thing you did yesterday/ this morning? Highlight/lowlight?
 - What was the tastiest food you ate? The smelliest thing you smelled?

Prayer by the leader

- Help us to listen carefully to what God has to say to us today, and to have fun.

Rules Reminder

- We listen to the leader.
- We love our neighbour.

Intro Idea - Introduces the theme of the passage with “Intro” Powerpoint slides.

- Ask the children - Who would you trust to save you in these situations?
 - If you’re stuck in the swimming pool:
 - a strong lifeguard, or a young child (he’s only just learned how to swim)?
 - If you’re stuck on a desert island:
 - a helicopter, or a pet bird (to fly you home(!))?
 - If there is coming massive judgement against all high and proud things:
 - people, or the Lord?


Link: Introduce the Big Idea

Sing - If needed, talk through the words and actions before singing.

NEW SONG:  Super Saviour

Air guitar solo halfway through. Actions here: <https://www.youtube.com/watch?v=ZJs9tYS3sjc>

GR & EC - Split into **Sailor** and **Officer** groups for the remainder of the session.
CW - Remain together.



Bible Talk

Teaching the Big Idea & Main Aim.

Using the ICB translation: International Children's Bible.

Available at: [Bible Gateway](#)

Keep it clear and snappy. Maybe come up with a catchphrase for the week.

Have Bible open throughout to show that we're teaching from God's word, and not from our heads.

Make the Bible talk engaging by asking questions and/or using visual aids.

Key Verses - Isaiah 2:1-3, 12-17, 22

Lesson Points - Arriving repeatedly at the Big Idea.

An army is rising, the Assyrians. The Lord gives Isaiah a vision for the future:

1. This is the *Far Future* - The Mountain of the Lord will be high. *Isaiah 2:1-3*
Nations will stream in, the word of the Lord will stream out. Peace will be there.

What an amazing future! But at the moment...

2. Present - God's people are high and proud. *Isaiah 2:6-7*
Proud people worship what their own hands have made.
Trusting in idols and treasures.
This is awful!!

So what will happen to get to the *Far Future*?

3. Everything high will be made low. *Isaiah 2:12-17*
The destroyer will smash everything and make it low.
All the stuff to do with idols and riches will come crashing down.

So what to do?

4. Stop trusting in high things to save. *Isaiah 2:22*
Nothing else can be trusted in to keep us safe, only the Lord.

Officers: You can talk about the nuance between the first judgement on Israel, being a picture of the coming judgement of everyone. To escape future judgement, we need to shelter in the Lord.

Brief application - The Main Aim expanded.

- **Sailors** State the Main Aim application and expand it a bit.
This is how it's right to think/ act/ talk/ feel.
For home/ school/ church.
- **Officers** Ask questions to arrive at the Main aim application.
How does this help us think/ act/ talk/ feel differently?
What about at home/ school/ church?

Teaching ideas - Ask Jonny if you'd like more ideas.

- Use the teaching images (And Series Image) in the Bible talk to clarify the big points.
- Isaiah has a lot of picture language:
Act out the images in the passage.

You may want to source extra props, Jonny can help if needed.

- A high mountain with nations going in and the word going out (Bibles).
- Everything high being smashed down by a destroyer. 2:12-17
Mountains, cedars, walls, rich people, towers, ships etc.
Maybe get children standing on chairs, holding high things.
Maybe a cardboard box tower.
One by one, they're "knocked down". Smash!
What could possibly keep you safe from this?
Don't trust in proud people to keep you safe from this.

- Ask questions when teaching, adapting them for the children in your group, such as:
Who do you think would want to be safe on that day?
How could they be safe? What couldn't keep them safe?

And on the final day, when the Lord comes to judge, who wants to be safe on that day?
How can we be safe? What else can keep us safe? (Nothing! Not proud people etc.)

- **Sailors - More question ideas:** What noise/ smell do you think it made? How many stars did he see? Have you ever seen that before? How did he feel? What face would she have made?
- **Sailors - More teaching ideas:** Make actions to copy at certain points, act it out with costumes and scenery, go for a walk around the room, use Lego/Playmobile figures.
- **Officers - More question ideas:** Why do you think he did that? What did she get right/ wrong? What would you do in his situation?
- **Officers - More teaching ideas:** Act it out, have them draw scenes, shout out the best thing they see in the passage, make a puppet show using paper and card, go for a walk, use Lego.

Heart and Hands



More on the Big Idea & Main Aim with activities.

Table Activities - Craft or worksheet - Spares go to the Eltham service.

- **Sailors** *Craft.*
Cut, stick/fasten, colour. Chat about how it relates to the teaching point.
- **Officers** *Worksheet.*
This is a guided form of Bible study, to help them learn how Bible studies work.
The sheet progresses from easy questions, to harder questions.
Help them find answers in the Bible and think about the passage.

Further Teaching

An opportunity to reteach the same Big Idea & Main Aim with:

- Act out the passage.

- Do a drama based on the Main Aim. For example, the children make up a drama about someone who used to be worried, but is now comforted because God knows them completely.
- Discuss application.

The New City
Catechism

for Kids

New City Catechism



Practice Together

What is this? Tim Keller Introduces the New City Catechism

Why do this? Why We Should Catechize Our Children

This week - Question 5.

- Open up the Catechism of the week.
Practice saying it with the children. Some might have learnt it at home to say it with less help.
Talk about difficult words and ideas.
- **Sailors** Use Children's Mode and the songs to learn:
 Q1 What is Our Only Hope in Life and Death?
- **Officers** Use Children's Mode where necessary.
You could make up a rhyme or rap to learn it.
Or make up a game of trying to remember it: In a circle, one word each.



Land the lesson

Bring everything together: Recap, prayer and game.

Recap - Use the craft/ worksheet to remind them of the Big Idea & Main Aim.

Pray - Encourage the children to pray with you about the Big Idea and Main Aim.
They could **thank/praise God** for it or **ask for help** in believing it.

- **Sailors** You could suggest "Popcorn prayers" - really short prayers.
Or "Arrow prayers" - We all shoot up like an arrow at the end.
Or you could try the idea we use with Officers.
- **Officers** You could pass an object, like a Bible, around the room.
When a child receives the Bible, they can choose to pray in their head or aloud.

Game idea - Feel free to play something different!

- **Sailors** Something fun, check the G-drive.
- **Officers** Something fun, check the G-drive.

Time fillers, Games and Music - Check the G-drive

- I often play something from: <https://www.youtube.com/@thebiggeststory>
- A Spotify playlist of Sunday School songs can be found in the Term Overview Document.

Sign out - Give each family a Take Home Sheet

- Sign out with Check-In.